

Norwegian Seafood

A pure taste of the North







01

Norway

- A country defined by the sea 4
- Origin matters 6
- Sustainability is everything 8
- Safe seafood 10
- Committed to quality 11

02

Norwegian Fisheries

12

03

Norwegian Aquaculture

16

- Norwegian Salmon 19
- From roe to market 20

04

Species and recipes

- Salmonids 24
- Whitefish 28
- Cured products 36
- Pelagic species 40
- Prawns 44
- Shellfish 46

01

Norway

- A country
defined by
the sea



The unique combination of nature, culture and management gives Norwegian seafood a world-class position in terms of quality, tradition and sustainability.

The sea has played an important role in our daily life for over a thousand years. Long fjords, small islands and minor inlets are perfect environment for fishing and aquaculture. These rich ocean resources have formed a solid foundation for vigorous local communities along the entire Norwegian coast.

Here in Norway, fishing and aquaculture aren't just an industry, it's a way of life. People have exploited the resources with respect and knowledge built up over generations. There is no doubt that we are a proud seafaring nation with deep respect for our cold and clear sea, the long coastline and the high mountain ranges.

This pride is reflected in the unique taste of the Norwegian seafood, that emerges from the clear, cold waters of Norway.

Norwegian seafood culture contributes to both good health and great cuisine. This is something also the world around us has discovered. Every day, more than 37 million meals of Norwegian seafood is served in more than 140 different countries across the globe.

The production of Norwegian seafood has evolved in terms of technology, experience and knowledge, but it has never lost a sense of respect for the environment, for the sea or for the people.



Seafood from Norway

- Origin matters

Norwegian Seafood is a high quality product because it comes from the pure and cold nature of Norway. Premium products are something we strive to ensure customers all over the world. The red, white and blue oval NORGE logo, tells you that the seafood comes from Norway.

When you find seafood with this logo you are guaranteed that the seafood:

- Comes from the cold, clear waters of Norway
- Is responsibly managed by the Norwegian government
- Is handled by competent people

Look for this logo when buying seafood, and you will find the perfect choice for your best recipes.





Photo: Johan Wildhagen



Photo: Johan Wildhagen



Photo: Johan Wildhagen

- Meeting the needs of the present without compromising the ability of future generations to meet their own needs

These aren't our fish - We are just looking after them

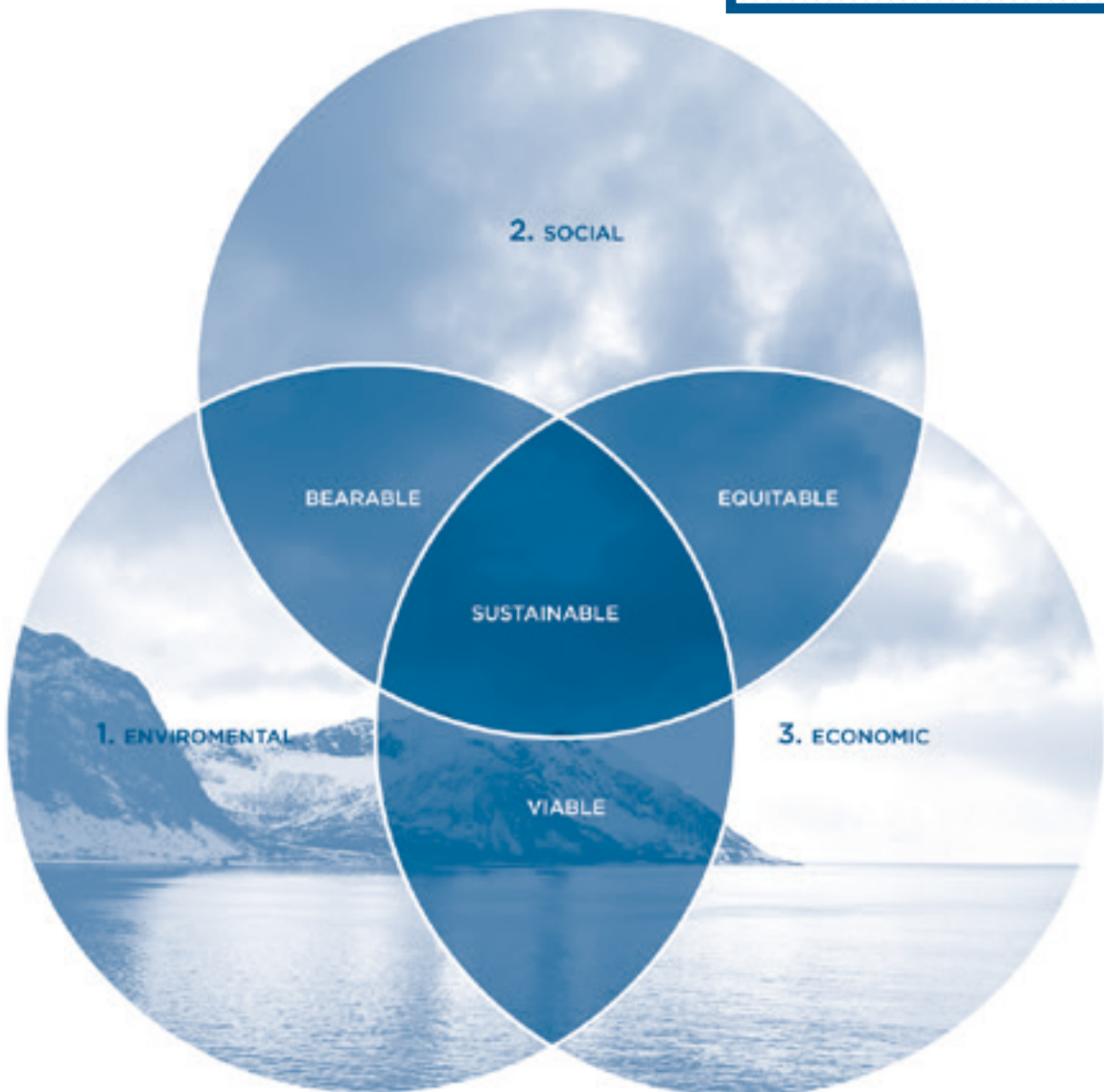
Because the sea is so important to us, we will always have a strong focus on it to ensure it will always maintain future generations. **Norway therefore has a strong focus on sustainable management.** The authorities, researches and the industry work closely together in order to make sure that the Norwegian fisheries and aquaculture are conducted within a sustainable framework. Because we are aware of the fact that whether it takes place on land or in the sea, all food production has an environmental impact.

The UN World Commission on Environment and Development defined sustainability as:

“Meeting the needs of the present without compromising the ability of future generations to meet their own needs”

DID YOU KNOW?

Norway has one of the largest research and development community for seafood in the world.



Sustainability is everything

For many years, Norway has been one of the leading nations when it comes to developing a good fishery and aquaculture management, and work every day to improve this resource system.

All the biggest Norwegian fisheries are certified in accordance with worldwide recognized international environmental standards.

Norway includes three important dimensions in the pursuit of sustainable development:

1. Environment is a dimension of sustainability. Whether it is done on land or at sea, the production or harvesting of food has an environmental impact.
2. Sustainability has a social dimension that focuses on equality. The seafood industry is among the industries that contributes most to enabling people to live and work all over the country.
3. Sustainability also has an economic dimension in regard to profitability and predictability for those who work in the industry.

DID YOU KNOW?

That Norway has its own parallel to EU's EFSA (European Food Safety Authority) called Norwegian Scientific Committee for Food Safety (VKM). Its role is to carry out independent risk assessments for the Norwegian Food Safety Authority for seafood in the world.

Safe seafood – Of vital importance for Norway

A transparent and reliable risk management system through co-operation – an aim to deliver only high-quality, safe products to the markets.

As the **second largest** seafood exporter in the world, food safety is at the top of Norway's agenda, and at the heart of all we do. The continued success of the Norwegian seafood industry, as well as Norway's economy, is dependent on meeting and international food-safety demands.

The Norwegian control regulations are fully harmonized with EU regulations and Norwegian companies comply with the regulations placed on hygiene and production rules for the EU. The Norwegian seafood safety system is based on mandatory HACCP programs and the Norwegian Food Safety Authority supervise that these programs are in compliance with regulations and guidelines. ²

To meet the demand for information regarding food safety, Norway has taken the following approach:

- 1 Develop a thorough system dedicated to ensure safety.
- 2 Have an open approach regarding all safety information in order to build trust.

With the Ministry of Trade, Industry and Fisheries and the Ministry of Health and Care Services at the top of the governing structure, the Norwegian Food Safety Authority, the National Institute of Nutrition and Seafood Research (NIFES), the Directorate of Fisheries and other (institutions) all work together with the seafood industry in a system based on internal control in every link of the food chain, dedicated to ensure seafood safety. Each organization executes its own tasks and co-operates to create the surveillance system. This system leads to thorough risk management, ensures seafood safety and protects consumer interests.

In 2014 NIFES took over 11 000 tests of salmon and the results all confirm that salmon is safe and healthy to eat. The results are available for all to see. ²

¹ HACCP (Hazard Analysis Critical Control Point): a systematic preventive approach to food safety from biological, chemical, and physical hazards in production processes that can cause the finished product to be unsafe, and designs measurements to reduce these risks to a safe level.

² nifes.no/en/trygg-oppdrettsfisk



An uncompromising commitment to quality

The high quality and safety of food is ensured by:

- a safe marine environment,
- quality management at every stage of the food chain,
- interaction with consumers, and
- international co-operation to share scientific research and experiences

There has been a significant increase in the recognition of Norwegian Seafood over the last years. Its quality, nutritional value, freshness, taste, and other criteria have also been researched, and as a result, it has earned a good reputation for its taste and quality. Norwegian Seafood is recognized as a high-quality product that satisfies the consumers in taste as well as safety.

02

Norwegian **Fisheries**



Norwegian fisheries combine generations of hard-earned fishing experience with the latest technology. This combination gives a high level of quality that shines through in the unique taste of the species from Norwegian fisheries.

No one can say for certain when the story of Norway's fisheries started, but we do know that it is a rich and hugely diversified history. Rock carvings in Northern Norway dating back to the early Stone Age show fishing of halibut from boats made of hide. Leiv Eiriksson, the famous Viking, sailed with supplies of stockfish when he discovered America, and the first ship exporting fish to Brazil set sail with clipfish on board in 1692. The history is one thing, but there is so much more. Norwegian fisheries symbolize the future for many people, both in Norway and abroad.

Norwegian fishermen have easy access to large shoals of a great number of species. A fisherman can sail at dawn and return the same day with seafood of the highest quality as fresh as it can be.

Our ultra modern fishing fleets have strong focus on quality. These vessels are supplied with equipment that allows the fish to be cooled to 0°C within a few minutes. The use of special freezing technologies enables the Norwegian fisheries business to work fast and efficiently as the vessels are unloaded in port. Some vessels stay at sea for weeks at a time where they produce and freeze the fish to below -20°C within hours.



The history of Norwegian fisheries shows that different dimensions of sustainability have at various times faced challenges, but also how the authorities, researchers and the industry have worked to meet these challenges:

- Initiatives to counter unlimited fishing have been very important for Norway in order to ensure environmental sustainability. The authorities grant concessions to all who are involved in the industry, and each species is subject to comprehensive and detailed quota regulations.
- The quotas are determined as a result of international negotiations. This means that the most critical management decision – the amount of fish that can be harvested from a given stock – is an internationally determined premise for a domestic decision-making process. The quotas are established based on national and international studies and research.
- Throughout the entire process- from catching to processing, storing and exporting – the quality of the fish is monitored by the Directorate of Fisheries in Norway.
- Norway has a ban on discard of fish, both because it is a waste of resources and also because such fish are not registered in the statistics, making it more difficult for researchers to calculate the size of stocks. Norway is the world leader in adopting measures to reduce discards of fish.
- There is strict enforcement of rules regarding fishing gear.





Photo: Jean Gaumy



Photo: Johan Wildhagen



Photo: Johan Wildhagen

03



Norwegian Aquaculture



Norway's deep, protected fjords give us waters with just the right current and temperature - a perfect aquaculture environment.

Norwegian seafood is farmed in the cold, clear waters where it grows slowly and therefore gains a pure and fresh taste. Natural conditions combined by competent people contribute to give Norwegian farmed seafood its fantastic and distinctive character. This also ensures that the quality will be consistently high every time a new consignment arrives from Norway.

The aquaculture industry behind aquaculture also has a long history as it embraces businesses from the cornerstone of many Norwegian coastal communities. In several of these communities, aquaculture has created vital jobs for many people that all work hard to produce healthy and delicious products. Aquaculture is a major export industry and very important for Norway. Norway is in the forefront of innovation and development in this area, and we will provide the conditions for this to continue in the future.



Norwegian aquaculture operates in the natural environment that we all share, and that imposes obligations on everyone concerned. The industry and the public authorities are working together to manage aquaculture within a sustainable framework.

Within the Norwegian aquaculture you find salmon, trout, halibut, shellfish and cod.

Aquaculture makes it possible to offer seafood independently of the seasonal variations that limit traditional fisheries. In addition, it is one of Norway's most important responses to the challenge facing the world today: to produce sufficient, healthy food for a rapidly growing population. Of course within the framework of what the environment can tolerate.

- All aquaculture businesses in Norway must be licensed by the authorities to operate a fish/seafood farm.
- A typical fish farm consists of between six and ten cages, holding 3000 to 4000 tonnes of fish. The cage consists of a buoyancy element on the surface and a net bag in which the fish swim.
- A typical net bag is between 20 to 50 meters deep.
- The diameter of a typical net cage is around 50 metres.
- The cage consists of 2,5 % fish and 97,5 % water



Norwegian Salmon

Norwegian Salmon is raised in the cold, clear waters of Norway. Not only is Norwegian Salmon's delicious taste popular with all ages, it's packed with proteins, Omega-3, vitamins and minerals, making it a highly nutritious choice.

Salmon is the dominant and most important species in Norwegian aquaculture. Norway is the world's largest producer of Atlantic salmon, and it accounts for about 70 % of Norwegian seafood exports. Each day 14 million meals of Norwegian Salmon are served worldwide and Norway exports salmon to more than 100 countries around the world.

Salmon farming is a strictly controlled food production and there are stringent quality standards at all levels. The industry has committed themselves to several initiatives to reinforce efforts to combat challenges within aquaculture. There are precautions against salmon louse, measures to deal with escape, measures to secure fish health as well as the entire welfare of the fish. Research, development and innovation are central in the work to further develop the entire value chain in Norwegian aquaculture.





Photo: Johan Wilshagen

A close-up photograph of numerous bright orange salmon roe (eggs) against a blurred background of more roe. The eggs are round and glistening.

From roe to market

Photo: Johan Wilshagen



Photo: Kjetil Somlev




**PHASE 1
ROE**

Our salmon start their lives on land, in an incubator tray. Just like wild salmon, the fertilisation of the roe takes place in fresh water. The roe are kept at a constant temperature for around 80 days before hatching.



Established egg suppliers can scale their production to demand by obtaining more or less fish for breeding during the preceding season.




4-6 WEEKS

FRESHWATER

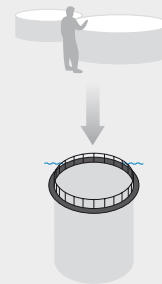
**PHASE 2
FRY**

After hatching, the salmon fry has a sac on its stomach that it uses to feed itself. Four to six weeks after hatching, the fry begin to eat feed and are now transferred to larger freshwater tanks.



**PHASE 3
SMOLT**

After 10-16 months in freshwater, our salmon are ready to be placed into the sea. At this stage, each fish weighs less than 60-100 g, but it has gone through a great change known as smoltification. This change enables a salmon to live in saltwater, and is now called *smolt*.

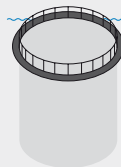


10-16 MONTHS

SALTWATER

**PHASE 4
MATURE SALMON**

We rear the salmon in aquafarms in the sea and in fjords for 14-22 months. When the fish has reached a weight of 4-6 kg it's ready to be processed.



14-22 MONTHS

**FINISHED
PRODUCT**

The salmon are taken by well boat to the fish-processing facility. They are then stunned, gutted, washed, sorted according to size and quality and laid on ice. They are then moved to processing in Norway, to the fishmonger or sent to 100 countries around the world.

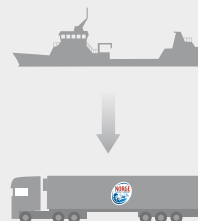


Photo:
Fry and smolt: Johan Wildhagen
Farm fish and finished product: Tom Haga



04



Species & Recipes



Get to know our species and be inspired to try some of the great recipes.







Atlantic Salmon

Farmed salmon from Norway is enjoyed in more than 100 countries, and you find it on sushi menus all over the world. In fact, Norwegian salmon was the first type of salmon to be used in sushi dishes. Salmon is also known for its versatility and can easily be included in all kinds of cuisines.

Norway pioneered the development of salmon farming. Since the breakthrough of ocean based farming in the 1970s, Norway has kept its position as the world's leading producer of farmed Atlantic salmon. Since 1998, Norway has more than tripled its production of salmon, to around 1 million ton. Today, 14 million meals made with farmed Norwegian salmon are served every day.

The popularity of farmed salmon from Norwegian can be explained by the steady supply and the controlled food production. Unlike many other types of fish and food items, fresh salmon is available all year round. Seafood from Norway also has a good reputation for having safe food regulations and strict quality requirements. Norwegian aquaculture is regulated by comprehensive guidelines that ensure that the fish is of the highest quality and is safe to eat.

OCEAN FARMED

Farmed salmon from Norway start life in freshwater, with small yolk fry hatching from the eggs. After 8 to 18 months, the fry have grown into smolt of around 100 grams and are ready to be moved to seawater.

The smolt are usually set in large cages in the sea at sites where there is good water flow and favourable environmental conditions. In the sea the salmon grow from 100 grams to a weight of around 4-6 kilos, when it is ready to be slaughtered. This takes 14 to 22 months, depending on factors like the water temperature and the fish feed used.

Knowledge is key to good fish health, and there is a lot of research and development carried out about fish welfare, management in the fishing industry and development of technical solutions.

PRODUCTS

Norwegian salmon is sold in the following forms:

- Fresh or frozen fillets
- Fresh or frozen whole fish
- Smoked

Farmed salmon from Norway is sold all year round.

SIZE

- 4-6 kilos

AREA

- Farmed salmon is raised in cages in the sea along the Norwegian coast

DIET

- Pellets
- (<http://laksefakta.no/index.php/Norsk-havbruk/Dette-spiser-laksen>)

OTHER NAMES

- Latin: *Salmo salar*
- English: *Atlantic salmon*
- French: *Saumon atlantique*
- German: *Lachs*

NUTRITION

Atlantic salmon is especially rich in:

- **Protein**, building and maintaining every cell in the body.
- **Marine omega-3 fatty acids** that prevent and reduce the development of cardiovascular diseases, and which are important building blocks in the brain.
- **Vitamin D**, which is necessary to get the right balance of calcium in the body to maintain and strengthen the bones.
- **Selenium**, an important element in an enzyme that fights harmful chemical processes in the body.

More nutritional data can be found at www.nifes.no/en/prosjekt/seafood-data

Nutritional value in 100 g raw farmed Salmon (edible part)

Energy: 932 kJ/224 kcal

Nutrients:

Protein:	20 g
Fat:	16 g
Saturated fatty acids:	3 g
Trans fatty acids:	0 g
Monounsaturated fatty acids:	5.9 g
Polyunsaturated fatty acids:	5 g
Cholesterol:	80 mg
Carbohydrates, in total:	0 g

Vitamins:

Vitamin A:	26 RAE
Vitamin D:	10 µg
Riboflavin:	0.11 mg
Folate:	7 µg
Vitamin B12:	3.5 µg

Minerals:

Iron:	0.3 mg
Selenium:	30 µg

Source: Matvaretabellen (<http://www.matvaretabellen.no/fish-and-shellfish-g4/salmon-farmed-raw-04.220>)

Havforskningsinstituttet (http://www.imr.no/temasider/fisk/laks/laks_i_oppdrett/nb-no)

Laksefakta (<http://laksefakta.no/>)

Salmon academy ([link](#))



Photo: Synneve Dreyer

Baked salmon with creamy apple sauce

4 SERVINGS | 40 MIN | MEDIUM DIFFICULTY

INGREDIENTS

600 g salmon fillet,
skinned and pinboned
olive oil
salt

Apple sauce

2 apples
2 shallots
1/2 dl whipping cream
2 tsp apple cider vinegar
250 g unsalted butter
clarified butter

To serve

potatoes

PROCEDURE

- Preheat the oven to 130 °C/266 °F.
- Cut the salmon fillet into portions and brush with olive oil.
- Sprinkle salt on a baking tray and place the salmon on top and leave for 20 minutes.
- Cook the salmon in the oven for 10 minutes.

Apple sauce

- Peel the apples, remove the core and cut into small dices.
- Finely chop shallots and cook in a little clarified butter.
- Add apple dices, whipping cream and apple cider vinegar and reduce to half.
- Gently whisk in a little butter at the time without the sauce boiling.
- Smooth the sauce with a hand blender and strain through a fine-meshed sieve.
- Taste with salt and pepper.

Serve the salmon with the apple sauce and potatoes.



Fjord Trout

Norwegian trout, branded *Fjord Trout*, is an ocean farmed trout. It is raised in the pure and cold Norwegian fjords where seawater meets fresh meltwater from the glaciers and snow. Fjord Trout is a premium niche product renowned for its exquisite quality.

There are several varieties of trout. Freshwater trout and sea trout are referred to as common trout, and are related to Atlantic salmon. The trout farmed in Norway is rainbow trout, which was brought to Norway from North America in the late 19th century.

It is well known for its superb quality and has become a favourite amongst chefs all over the world. Fjord Trout is more sensitive to high temperatures than Norwegian salmon and is therefore perfect for raw, marinated and lightly cooked dishes.

The skin of the Fjord Trout is similar to salmon, with a lustrous and silvery colour. Fjord Trout meat has a deep red-orange colour with white marbling that give the fillets a luxurious feel. The meat has a healthy sheen and is firm, yet tender and mellow. Fjord Trout has a remarkably rich flavour with a pure aftertaste. The taste resembles shellfish and crab and is often more complex and delicate than other types of red fish.

OCEAN FARMED

The success story of Norwegian fish farming started with Fjord Trout. The pioneering work established by the first Fjord Trout farmers was crucial for the development of the aquaculture industry as we know it today.

Today, Fjord Trout is a niche product with a low production level – around 1/20 of the total production of salmon.

Fjord Trout is farmed in the pure, cold Norwegian fjords where they grow to a weight of 2–5 kilos, which is generally a bit smaller than the salmon.

To ensure consistent, high quality, the Norwegian Seafood Council and the Fjord Trout industry have developed a quality standard for Norwegian farmed trout. This Quality Standard has strict criteria for how to farm, pack and transport Fjord Trout. It is registered and approved in accordance with ISO norms, Standards Norway (standard n° NS 9412:2010).

PRODUCTS

Fjord Trout is sold in the following forms:

- Fresh or frozen in;
 - slices
 - fillets
 - as whole fish

SIZE

2–5 kilos

AREA

Fjord Trout is kept in cages in the fjords along the coast of Norway.

DIET

Pellets

OTHER NAMES

- Latin: *Oncorhynchus mykiss*
- English: *Rainbow trout*
- French: *Truite arc-en-ciel*
- German: *Regenbogenforelle*

NUTRITION

Trout is especially rich in:

- **Protein** that builds and maintains every cell in the body.
- **Marine omega-3 fatty acids** that prevent and reduce the development of cardiovascular diseases, and which are important building blocks in the brain.
- **Vitamin D**, necessary to balance calcium in the body, which maintains and strengthens the bones.
- **Selenium**, an important element in an enzyme that fights harmful chemical processes in the body.

More nutritional data can be found at

www.nifes.no/en/prosjekt/seafood-data

Nutritional value in 100 g raw trout (edible part)

Energy: 693 kJ/166 kcal

Nutrients:

Protein:	19 g
Fat:	10 g
Saturated fatty acids:	2 g
Trans fatty acids:	0 g
Monounsaturated fatty acids:	3.5 g
Polyunsaturated fatty acids:	3.2 g
Cholesterol:	7 mg
Carbohydrates, in total:	0 g

Vitamins:

Vitamin A:	32 RAE
Vitamin D:	16.9 µg
Riboflavin:	0.13 mg
Folate:	5 µg
Vitamin B12:	4.8 µg

Minerals:

Iron:	0.3 mg
Selenium:	30 µg

Source: Matvaretabellen

(<http://www.matvaretabellen.no/>

fish-and-shellfish-g4/trout-farmed-raw-04.256)



Fjord Trout beurre blanc

With the fresh color and taste Fjord Trout is perfect to serve raw. In this recipe it is served with a thick beurre blanc and garnished with cress and salmon roe.

4 SERVINGS | 20 MIN | MEDIUM DIFFICULTY

INGREDIENTS

250 g trout fillet,
skinned and pinboned
cress
salmon roe

Beurre blanc

2 tbsp shallots
1 dl dry white wine
1 1/2 tbsp white wine vinegar
100 g butter
salt and white pepper

PROCEDURE

- Cut the Fjord Trout in half along and cut each piece in slices of 2 mm.

Beurre blanc

- Finely chop shallot and bring to a boil with white wine and white wine vinegar. Reduce the liquid to 2 tbsp.
- Turn the heat all the way down and whisk in butter, a little at a time, to a thick and even sauce. The sauce must not boil.
- Taste with salt and white pepper.

Serve the Fjord Trout slices with beurre blanc and garnish with cress and salmon roe.



Cod

Each winter, Norwegian cod migrates to spawn along the coast. The cod taking this journey is called *Skrei*, and this is also the name used commercially to indicate its outstanding quality. The migration contributes to the fish's distinctive firm, lean and tender flesh, giving it a superior taste and a wonderful flaky texture.

Norway has the largest cod stock in the world, and cod is one of the most common and economically important species for Norwegian fisheries.

Cod is characterized by its long body, large head and distinctive chin barbell; a kind of beard used to search for food. It is a benthic fish (meaning that it lives near the bottom of the ocean), although larger cod also live in open waters.

In Norway there are two main types of cod: the stationary coastal cod that lives at the bottom of the sea in shallow waters along the coast, and the migratory northeast Arctic cod that matures in the Barents Sea and appears at the Norwegian coast to spawn – this is the type the locals call *Skrei*. Over 90% of the Norwegian catch comes from the northeast Arctic cod stock, which grows up in the cold, clear waters of the Barents Sea. The cod can live for up to 40 years.

WILD CATCH

Cod fishing takes place all year around, but peaks from January to April when the cod is spawning. The main area for the cod to spawn is in Lofoten and Vesterålen. It is caught using various methods including bottom trawl, Danish seine, long line, gill net, fish pots and hand line. Cod is mainly wild catch, but it is also farmed on a small scale.

PRODUCTS

Cod is sold in the following forms:

- Fresh or frozen in;
 - slices
 - fillets
 - as whole fish
- Dried
- Salted

MAXIMUM SIZE

Up to 169 cm and 55 kg

AREA

Norway's stocks of cod can be found along the Norwegian coast and in the Barents Sea.

DIET

Fish and crustaceans

OTHER NAMES

- Latin: *Gadus morhua*
- English: *Cod*
- French: *Cabillaud, Morue*
- German: *Dorsch, Kabeljau*

NUTRITION

Cod is a lean fish and especially rich in:

- **Protein** that builds and maintains every cell in the body.
- **Vitamin D**, necessary to balance calcium in the body, which maintains and strengthens the bones.
- **Vitamin B12**, which is important for the body to produce new cells, including red blood cells. Vitamin B12 can contribute to preventing anaemia.
- **Selenium**, an important element in an enzyme that fights harmful chemical processes in the body.

More nutritional data can be found at www.nifes.no/en/prosjekt/seafood-data

Nutritional value in 100 g farmed raw cod (edible part)

Energy: 358 kJ/84 kcal

Nutrients:

Protein:	20 g
Fat:	0,5 g
Saturated fatty acids:	0,1 g
Trans fatty acids:	0 g
Monounsaturated fatty acids:	0 g
Polyunsaturated fatty acids:	0,2 g
Cholesterol:	82 mg
Carbohydrates, in total:	0 g

Vitamins:

Vitamin A:	2 RAE
Vitamin D:	0,7 µg
Riboflavin:	0,09 mg
Folate:	12 µg
Vitamin B12:	1 µg

Minerals:

Iron:	0,2 mg
Selenium:	30 µg

Source: Matvaretabellen (<http://www.matvaretabellen.no/fish-and-shellfish-g4/cod-farmed-raw-04.326>)

Reference: Havforskningsinstituttet (http://www.imr.no/temasider/fisk/torsk/nordautarktisk_torsk_skrei/nb-no)



Cod with polenta and ratatouille

4 SERVINGS | 40-60 MIN | MEDIUM DIFFICULTY

INGREDIENTS

800 g cod fillet,
skinned and pinboned
2 cloves garlic
1 twig rosemary
1 tbsp sunflower oil
1 tbsp butter

Polenta

1 tbsp shallot
5 dl chicken stock
1 dl polenta
1 dl single cream
1 tbsp butter
1 tbsp parmesan
salt and pepper

Ratatouille

1 shallot
1/2 red chili
2 plum tomatoes
1 red bell pepper
2 tbsp pumpkin
1 tbsp swede
2 tbsp root parsley
1/2 green squash
1 tbsp tomato purée
1 tbsp olive oil
1 tbsp fresh parsley

PROCEDURE

- Cut the cod fillet in servings.
- Finely chop garlic and rosemary.
- Cook the cod fillets in sunflower oil with skin side down until the skin is crispy and the fish is barely cooked through, approx. 3-4 minutes.
- Add garlic, rosemary and butter to the pan after half the cooking time.

Polenta

- Finely chop shallot.
- Bring chicken stock to a boil and add shallot.
- Add the polenta and cook for approx. 20 minutes while stirring.
- Add single cream, butter and grated parmesan.
- Taste with salt and pepper.

Ratatouille

- Finely chop shallot and chili, chop tomatoes and dice bell pepper, pumpkin, swede, root parsley and squash.
- Sauté shallot and tomato purée in olive oil for 1-2 minutes.
- Add chili, tomato and bell pepper, and let it cook for approx. 15 minutes.
- Mix in pumpkin, swede and root parsley and let cook for 2-3 minutes.
- Add squash and finely chopped parsley and bring to a boil.
- Taste with salt and pepper.

Serve the cod with polenta and ratatouille on the side.



Haddock

Haddock belongs to the cod family and is easily recognized by the dark spot on its side. In Norway, it is often used to make traditional fish cakes – the delicate, lean meat holds together well, which makes it particularly suitable for minced fish dishes. It is also one of the most common species for fish and chips.

Haddock is a benthic fish found at depths between 40 and 300 metres, and it thrives in flat areas with sand, clay or gravel beds. There are several stocks of haddock; one in the Barents Sea; along the west coast of the United States north to Newfoundland; in the east from Portugal to Iceland, in Skagerrak; and in the North Sea.

Juvenile haddock in the Barents Sea are relatively stationary, while larger adult fish migrate far and wide. When they are 8 - 11 centimetres in size, the fish drift with the current towards the seabed where they settle. Haddock matures between 4 - 7 years of age, when they are 40 to 60 centimetres long. They spawn from March to June, along the western edge of Tromsøflaket, part of the coastal banks of Northern Norway. The haddock has a lifespan of approximately 20 years.

WILD CATCH

The fishing of haddock takes place all year around. The most important fishing equipment is fishing line, nets, Danish seine, trawl nets and long line. In the summertime, pelagic long lines are used off the coast of eastern Finnmark.

PRODUCTS

Haddock is sold in the following forms:

- Fresh or frozen fillets
- As whole fish
- Salted
- Smoked

MAXIMUM SIZE

Up to 1,1 metres and 14 kilos

AREA

Norway's stock of Haddock can be found along the Norwegian coast, from Stad to Svalbard

DIET

Benthos (small animals and plants living at the bottom of the sea), fish and roe from herring and capelin

OTHER NAMES

- Latin: *Melanogrammus aeglefinus*
- English: *Haddock*
- French: *Églefin*
- German: *Schellfish*

NUTRITION

Haddock is especially rich in:

- **Protein** that builds and maintains every cell in the body.
- **Vitamin B12**, which is important for the body in producing new cells, including red blood cells. Vitamin B12 can contribute to preventing anaemia.
- **Selenium**, an important element in an enzyme that fights harmful chemical processes in the body.

More nutritional data can be found at NIFES (www.nifes.no/en/prosjekt/seafood-data).

Nutritional value in 100 g raw haddock (edible part)

Energy: 290 kJ/ 68 kcal

Nutrients:

Protein:	16,6 g
Fat: 0,2 g	
Saturated fatty acids:	0 g
Trans fatty acids:	0 g
Monounsaturated fatty acids:	0 g
Polyunsaturated fatty acids:	0,1 g
Cholesterol:	46 mg
Carbohydrates, in total:	0 g

Vitamins:

Vitamin A:	2 RAE
Vitamin D:	0,5 µg
Riboflavin:	0,11 mg
Folate:	9 µg
Vitamin B12:	2 µg

Minerals:

Iron:	0,1 mg
Selenium:	30 µg

Source: Matvaretabellen (<http://www.matvaretabellen.no/fish-and-shellfish-g4/haddock-raw-04.110>)

Havforskningsinstituttet (http://www.imr.no/temasider/fisk/hyse/nordostarktisk_hyse/nb-no)

Fish and chips

4 SERVINGS | 20-40 MIN | MEDIUM DIFFICULTY

INGREDIENTS

700 g haddock fillet,
skinned and pinboned
salt and pepper
frying oil

Batter

240 g wheat flour
1 tsp salt
3 tsp baking powder
2,5 dl water

Tartar sauce

2 egg yolks
1 tsp lemon juice
1 tsp Dijon mustard
1 garlic clove
2 dl oil
3 pickled gherkins
3 tbsp capers
salt

To serve

pommes frites
lemon wedges

PROCEDURE

- Dry the haddock fillet well and cut into desired pieces.
- Sprinkle with salt and pepper.

Batter

- Mix wheat flour, salt and baking powder and add cold water.
- Stir until a smooth batter and let it rest in the refrigerator for 20 minutes.
- Heat frying oil in a pan or fryer to 160 °C.
- Dip the haddock in the batter and let some of the batter drip off.
- Fry the fish in the oil, two at the time.
- Let them fry for approx. 5 minutes until golden and crispy.
- Place on a paper towel after frying.

Tartar sauce

- Mix egg yolks with lemon juice, mustard and pressed garlic.
- Add a little oil at the time while stirring.
- Mix in chopped gherkins and capers, and taste with salt.

Serve the fried haddock with pommes frites,
tartar sauce and lemon wedges.





Northeast Arctic Saithe

Saithe has a more characteristic taste than most white fish species. Its distinctive flavour goes well with spicy dishes. Saithe meat also has a firm texture making it well suited to frying.

Saithe is a codfish that can be found both near the surface and on the seabed down to a depth of 300 metres. It is a shoaling fish that may gather in large numbers where there is plenty of food.

Northeast Arctic Saithe becomes sexually mature at the age of 5-6 years and spawns in winter along the Norwegian coast, from Lofoten to the North Sea. The spawning period peaks in February, after which the young drift passively northwards with the currents. Small saithe appear in southern and western Norway in spring, and by the coast of Finnmark as late as August. They migrate a long way from the areas where they feed and grow, and can live up to 30 years.

WILD CATCH

The fishing of saithe takes place all year round along the Norwegian coast. Common equipment is bottom trawl, purse seine, gill net, Danish seine and hand line.

PRODUCTS

Saithe is sold in the following forms:

- Fresh or frozen fillets
- Whole fish
- Clipfish/dried fish

MAXIMUM SIZE

Up to 1.3 metres and 20 kilos

AREA

Norway's stock of Saithe can be found all along the Norwegian coast from Stad to the Kola Peninsula

DIET

Copepods, krill and other pelagic crustaceans; herring, sprat, blue whiting, juvenile haddock and Norway pout

OTHER NAMES

- Latin: *Pollachius virens*
- English: *Saithe/Coalfish*
- French: *Lieu noir*
- German: *Köhler/Seelachs*

NUTRITION

Saithe is especially rich in:

- **Protein** that builds and maintains every cell in the body.
- **Vitamin D**, necessary to balance calcium in the body, which maintains and strengthens the bones.
- **Vitamin B12**, which is important for the body in producing new cells, including red blood cells. Vitamin B12 can help to prevent anaemia.
- **Selenium**, an important element in an enzyme that fights harmful chemical processes in the body.

More nutritional data can be found at www.nifes.no/en/prosjekt/seafood-data

Nutritional value in 100 g raw saithe (edible part)

Energy: 292 kJ or 69 kcal

Nutrients:

Protein:	16.5 g
Fat:	0.3 g
Saturated fatty acids:	0 g
Trans fatty acids:	0 g
Monounsaturated fatty acids:	0.1 g
Polyunsaturated fatty acids:	0.1 g
Cholesterol:	49 mg
Carbohydrates, in total:	0 g

Vitamins:

Vitamin A:	2 RAE
Vitamin D: 0.8	µg
Riboflavin: 0.20	mg
Folate: 12	µg
Vitamin B12: 4	µg

Minerals:

Iron:	0.1 mg
Selenium:	30 µg

Source: Matvaretabellen (<http://www.matvaretabellen.no/fish-and-shellfish-g4/saithe-raw-04.029>)

Havforskningsinstituttet (http://www.imr.no/temasider/fisk/sei/nordostarktisk_sei/en)



Saithe tandoori with cucumber salad

4 SERVINGS | 20 MIN | EASY

INGREDIENTS

700 g saithe fillet,
skinned and pinboned
3 tbsp tandoori spice
4 tbsp oil

Cucumber salad

1 cucumber
1 twig fresh mint
1 1/2 dl yoghurt

To serve

naan bread

PROCEDURE

- Cut the fish in servings and place on a plate.
- Brush with oil and sprinkle with tandoori spice.
- Fry the fish in oil on medium heat, 2–3 minutes on each side.

Cucumber salad

- Peel cucumber, cut in two along, remove the seeds and cut in thin slices.
- Finely chop mint and mix with cucumber and yoghurt.

Serve saithe tandoori with cucumber salad and naan bread on the side.



Atlantic Halibut

Norwegian halibut is both a wild and an ocean farmed species in Norway. Its delicate white meat has a firm, juicy texture. It is the perfect choice for special occasions as it goes well with a variety of ingredients and cooking styles, making it easy to create a quality meal that can be enjoyed by many people.

WILD HALIBUT

Atlantic halibut is a large flatfish found on both sides of the North Atlantic Ocean. Younger fish live in relatively shallow water, while older fish can be found as deep as 2000 metres. Spawning is between December and May, and females can lay as many as 3.5 million eggs in deep pits on the fishing banks along the coast and in the fjords. It takes 18 months to reach maturity. The Atlantic halibut hunts for fish just a few metres above the seabed.

OCEAN FARMED

White halibut is vulnerable to overfishing as it grows slowly, matures late and is territorial. To manage halibut stocks for long-term sustainability, halibut has been established as a farmed species. Halibut commands a relatively high market price, so fish farmers are focused on ensuring that they produce a premium product. Farmed halibut begin life in special indoor stock plants, a protected seawater environment, which prepares the halibut for relocation when they have reached approximately 2 kg. Then they are moved to selected fjords, where they mature in open sea net or land-based pens, and are reared on a special nutrition-rich diet, which ensures high quality roe. The living areas are expanded as the fish grow in size to 6 kg, at which time they are considered to be ready for harvesting.

WILD CATCH

Halibut fishing uses net, trawl, Danish seine and other fixed equipment. Fishing is prohibited between 20 December and 31 March. The rest of the year halibut is considered to be in season.

PRODUCTS

Atlantic Halibut is sold in the following form:

- Fresh or frozen in;
 - slices
 - fillets
 - as whole fish

MAXIMUM SIZE

Wild catch: Wild female halibut can weigh as much as 200 kg.

Ocean farmed: Farmed halibut is usually harvested when it attains a weight of 6-7 kg.

AREA

Wild catch: Norway's stock of Atlantic halibut can be found along most of Norway's coastline and in the fjords.

Ocean farmed: Farmed halibut reach maturity in the cold, clear deep fjords of northern Norway.

DIET

Wild catch: A predatory species that eats bottom fish such as tusk, cod, sculpin and haddock, and pelagic species like herring, capelin, and squid.

Ocean farmed: Farmed halibut are reared on a nutrition rich diet of live processed seafood

OTHER NAMES

- Latin: *Hippoglossus hippoglossus*
- English: *Atlantic halibut*
- French: *Flétan de l'Atlantique*
- German: *Heilbutt*

NUTRITION

Atlantic halibut is especially rich in:

- **Protein** that builds and maintains every cell in the body.
- **Vitamin D**, which is necessary to balance calcium in the body, which maintain and strengthen the bones.
- **Vitamin B12**, which is important for the body in producing new cells, including red blood cells. Vitamin B12 can contribute to prevent anaemia.
- **Selenium**, an important element in an enzyme that fights harmful chemical processes in the body.

More nutritional data can be found at www.nifes.no/en/prosjekt/seafood-data

Nutritional value in 100 g raw Atlantic halibut (edible part)

Energy: 515 kJ/123 kcal

Nutrients:

Protein:	17 g
Fat:	6,1 g
Saturated fatty acids:	1 g
Trans fatty acids:	0 g
Monounsaturated fatty acids:	3,1 g
Polyunsaturated fatty acids:	1,2 g
Cholesterol:	50 mg
Carbohydrates, in total:	0 g

Vitamins:

Vitamin A:	17 RAE
Vitamin D:	9,7 µg
Riboflavin:	0,05 mg
Folate:	7 µg
Vitamin B12:	0,7 µg

Minerals:

Iron:	0,2 mg
Selenium:	60 µg

Source: Matvaretabellen (<http://www.matvaretabellen.no/fisk-and-shellfish-g4/halibut-atlantic-raw-04.014>)

Havforskningsinstituttet (<http://www.imr.no/temasider/fisk/kveite/kveite/nb-no>).



Halibut with beurre blanc

4 SERVINGS | 40-60 MIN | MEDIUM DIFFICULTY

INGREDIENTS

600 g skinless halibut fillet
salt and pepper
olive oil

Beurre blanc

1/2 dl white wine vinegar
1 dl white wine
1/2 dl whipping cream
125 g unsalted butter
1 tbsp fresh chives
salt and pepper

To serve

12 asparagus
2 dl fresh peas
salt and pepper
olive oil
butter
cress

PROCEDURE

- Cut the halibut into servings and sprinkle with salt and pepper.
- Place in a deep frying pan and pour in olive oil so that it covers the fish.
- Warm the oil to 70 °C using a cooking thermometer.
- Cook the fish for approx. 5 minutes.

Beurre blanc

- Heat and reduce the white wine vinegar and white wine by two thirds.
- Add the cream and bring to the boil.
- Remove the saucepan from the heat and whip in the cold butter in small portions. The sauce must not be boiling while the butter is whipped in or it will become thin.
- Taste with salt and pepper, and stir in the chives.

To serve

- Rinse the asparagus, and fry in olive oil and butter for approx. 2 minutes. Taste with salt and pepper.
- Cook the peas in a little water with a little butter, salt and pepper for approx. 2 minutes.

Serve the halibut with beurre blanc, asparagus, peas and cress.

Cured products

Saltfish, Clipfish and **Stockfish** are cured products with a culinary history to tell. Cured products are produced based on traditional methods of processing and preserving, making each variety unique in taste and texture.

Cured products is a generic term for salted, salted and dried, and dried products. Saltfish, Clipfish and Stockfish all fall into this category. The methods used conserve the fish by removing water while still preserving all the nutrients and prolonging its premium quality.

Driven by the strong traditions and natural conditions found along the Norwegian coastline, our fishermen have passed down this knowledge through generations, ensuring that only top-quality products emerge from our cold, clear waters.

The different products are sorted according to quality and size, giving a wide assortment of ready products to suit your own needs. All cured products can be bought dry and then be soaked at home, or as desalted products that are ready to be cooked. With their distinctive flavour and texture, cured products lend themselves to countless cooking possibilities. Perfect for braising, stewing, roasting, frying, grilling – the opportunity to create new food experiences is unlimited.

Saltfish, Clipfish and Stockfish from Norway have been appreciated for generations many places in the world, and contain important nutrients as well as having valuable health benefits.

For instance, Norway has been exporting Stockfish to Italy and Brazil since the 15th and 16th century. All three products can be made from either cod, saithe, ling, tusk or haddock – choose your own favourite.

THE DIFFERENCE BETWEEN THE PRODUCTS ARE:

Saltfish is salted and matured for 10–20 days, depending on the method used. The salt preserves the fish and gives it its valued taste and texture. After desalting, the fish is ready to be cooked, assuring a perfect result.

Clipfish is drysalted and matured for about 20–25 days, then dried for approximately two to four days, which gives it a distinct flavour. The dried fish contains 47% water with all its nutrients preserved inside. It can then be kept for several months in chilled conditions until it is ready to be desalted and soaked in the kitchen.

Stockfish is a product of nature, demanding first-class raw materials and the optimal weather conditions only found in Northern Norway. After being caught and cleaned, the fish is immediately hung outside on wooden racks to dry for about 3 months, then matured for 4–12 months. The perfected, finished product is achieved by a delicate balance of wind, rain, sun and a temperature just above 0°C.





Stockfish with herb dressing and salt-baked potatoes

4 SERVINGS | 60 MIN | MEDIUM DIFFICULTY

INGREDIENTS

750 g stockfish,
soaked and rinsed, ready to cook
1 tbsp butter
1 tbsp oil
salt

Dressing

1 tbsp red bell pepper
1 tbsp fresh basil
1 tbsp fresh parsley
1 tsp fresh tarragon
2 tbsp olive oil
1 tsp pink peppercorns

Vinaigrette

1 tbsp fresh basil
2 tbsp extra virgin olive oil
1 tbsp red wine vinegar
0,5 tsp salt
0,25 tsp pepper

Salt-baked potatoes

4 dl water
1 dl salt
12 almond potatoes

Vegetables

1 fennel
1 onion
1 red onion
1 yellow beet
50 g chanterelles
0,5 tsp salt
2 tsp fresh parsley
oil

PROCEDURE

- Cut the stockfish in servings.
- Fry in a mix of butter and oil, 2–3 minutes on each side.
- Sprinkle with salt.

Dressing

- Finely chop bell pepper and herbs, and whisk together with olive oil and pepper.

Vinaigrette

- Finely chop basil and whisk together with the other ingredients for the vinaigrette.

Salt-baked potatoes

- Mix water and salt, and cook the potatoes tender.
- Let them steam off, cut in half and mix with the vinaigrette.

Vegetables

- Rinse and cut all the vegetables in even, small dices.
- Fry tender in oil, and sprinkle with salt and finely chopped parsley.

Serve the stockfish with dressing, and potatoes and vegetables on the side.

Tip: Yellow beet can be replaced with swede.

Saltfish with tomato stew

4 SERVINGS | 20-40 MIN | EASY

INGREDIENTS

4 fillets desalted saltfish,
skinned and pinboned
2 choricero peppers
2 cloves garlic
2 green bell peppers
4 tomatoes
2 onions
extra virgin olive oil

PROCEDURE

- Soak the choricero peppers for approx. 3 hours and scrape the pulp from the skin.
- Finely chop garlic, bell peppers and onions.
- Peel and dice the tomatoes.
- Fry the garlic in extra virgin olive oil, remove it from the oil and set it aside.
- Add bell pepper and onion to the same oil and fry.
- Then add tomatoes and taste with salt and pepper.
- Add the pulp of choricero peppers and let it simmer for approx. 5 minutes.
- Place the saltfish on top of the tomato stew, cover the pan and let it cook for 5-7 minutes on low heat. The fish is ready when it starts flaking.

Garnish the saltfish with fried garlic and serve with tomato stew. You can also garnish it with fresh herbs.





Clipfish with tomato sauce

4 SERVINGS | 40-60 MIN | MEDIUM DIFFICULTY

INGREDIENTS

600 g clipfish,
soaked and rinsed
1 l water
1 dice fish stock
2 cloves garlic
2 lemon wedges
1 dl apple juice
1/2 tsp black peppercorns

Tomato sauce

3 shallots
2 cloves garlic
1/4 red chili pepper
5 sun-dried tomatoes
1 tsp tomato purée
2 tbsp olive oil
12 green olives
4 stalks fresh chives
400 gr. canned,
chopped tomatoes
1 tsp honey
1/2 tsp salt
1/4 tsp pepper
12 cherry tomatoes

To serve
potatoes

PROCEDURE

- Cut the clipfish in servings.
- Pour the water into a casserole and add the fish stock.
- Finely chop garlic and add to the casserole with lemon wedges, apple juice and peppercorns.
- Bring to a boil and let it simmer for 10 minutes.
- Place the clipfish in the casserole and leave for approx. 10 minutes.

Tomato sauce

- Finely chop shallots, garlic, chili pepper and sun-dried tomatoes and fry in a casserole with tomato purée and olive oil.
- Pit the olives and coarsely chop them.
- Finely chop chives.
- Add olives, chives and canned tomatoes to the casserole, bring to a boil and let simmer for a couple of minutes.
- Taste with honey, salt and pepper, and add cherry tomatoes right before serving.

Serve the clipfish with the tomato sauce and boiled or baked potatoes on the side.



Mackerel

Mackerel from Norway is considered a delicacy in many parts of the world. It is a lively fish with juicy meat that is a great source of omega-3.

Mackerel is a fast, pelagic fish – meaning it lives in the open waters being neither close to the bottom nor near the shore. It is found in the northeast Atlantic Ocean, from the northwestern part of Africa to the Barents Sea, and westwards from the Norwegian Sea to Iceland and Jan Mayen. Mackerel prefers relatively warm waters with a temperature over 6 degrees.

In European waters, it is managed as one stock – northeast Atlantic mackerel, which is divided into three spawning groups: North Sea mackerel, which spawns in the North Sea and Skagerrak (May to July); western mackerel, which spawns west of Ireland and the British Isles (March to July); and southern mackerel, which spawns off the coast of Spain and Portugal (February to May). The fish spawn in the surface layers of the sea, and the larvae grow to 20 centimetre in a few months.

The scope of the spawning stock is calculated by their annual egg production, measured in international, scientific surveys throughout the spawning season (February to July). During this time, the numbers of eggs produced by individual females are also measured.

After spawning, the western and southern mackerel migrate to the Norwegian Sea, and later to the North Sea and Skagerrak where they mix with the North Sea mackerel. The mackerel does not have a swim bladder and has to swim constantly in order not to sink. It can live up to 25 years.

WILD CATCH

The premium catch period is September to November when the Mackerel swims from the feeding areas in The Norwegian Ocean and back to the spawning areas. This is when the fat content is the highest, making the mackerel especially tasty and packed with healthy omega-3 and EPA/DHA fatty acids. This explains the international popularity of Norwegian mackerel, which is caught when the fish is of the highest quality.

Norway use mainly purse sein when fishing for Mackerel. This distinguishes Norway from other exporters and contributes to the high quality of Mackerel from Norway. Trolling line is also used along the coast and pelagic trawl at sea.

PRODUCTS

Mackerel is sold in the following forms:

- Fresh and frozen fillets
- Whole fish

MAXIMUM SIZE

65 cm and 3.5 kilos

AREA

Norway's stock of Mackerel can be found in the North Sea and sometimes in the north of Norway

DIET

Plankton, fish larvae and small fish

OTHER NAMES

- Latin: *Scomber scombrus*
- English: *Mackerel*
- French: *Maquereau*
- German: *Makrele*

NUTRITION

Mackerel is especially rich in:

- **Protein** that builds and maintains every cell in the body.
- **Marine omega-3 fatty acids** that prevent and reduce the development of cardiovascular diseases, and are important building blocks in the brain.
- **Vitamin D**, necessary to balance calcium in the body, which maintains and strengthens the bones.
- **Selenium**, an important element in an enzyme that fights harmful chemical processes in the body.

More nutritional data can be found at www.nifes.no/en/prosjekt/seafood-data

NUTRITION

Nutritional value in 100 g raw mackerel from May – June (edible part)

Energy: 516 kJ/123 kcal

Nutrients:

Protein:	18.6 g
Fat:	5.4 g
Saturated fatty acids:	1.2 g
Trans fatty acids:	0 g
Monounsaturated fatty acids:	2.2 g
Polyunsaturated fatty acids:	1.3 g
Cholesterol:	68 mg
Carbohydrates, in total:	0 g

Vitamins:

Vitamin A:	14 RAE
Vitamin D:	6 µg
Riboflavin:	0.36 mg
Folate:	1 µg
Vitamin B12:	12 µg

Minerals:

Iron:	0.9 mg
Selenium:	30 µg

Source: Matvaretabellen (<http://www.matvaretabellen.no/fish-and-shellfish-g4/mackerel-may-june-raw-04.022>).

Havforskningsinstituttet (<http://www.imr.no/temasider/fisk/makrell/makrell/nb-no/temasider/fisk/kveite/kveite/nb-no>).



Teriyaki marinated **mackerel**

Grilled teriyaki marinated mackerel is a simple but delicious dish. Serve with jasmine rice and a salad.

4 SERVINGS | 20-40 MIN | MEDIUM DIFFICULTY

INGREDIENTS

8 mackerel fillets
2 tbsp oil

Marinade

1 clove garlic
1 lemon grass
2 cm fresh ginger
1 1/2 dl soy sauce
1 dl water
1/2 dl sugar

Serve with

rice
lettuce
tomato

PROCEDURE

- Rinse and finely chop garlic, lemon grass and ginger.
- Combine garlic, lemon grass, ginger, soy sauce, water and sugar in a pan, and bring to the boil.
- Cook the marinade for 5 minutes and leave to cool.
- Leave the mackerel fillets in the marinade for 10 minutes.
- Remove the fillets from the marinade, dry it off and brush with oil multiple times.
- Fry the mackerel fillets in a frying pan with a little oil for about 2 minutes on each side.

Serve the mackerel with boiled rice and salad, and the rest of the marinade on the side.



Herring

Herring from Norway is world-famous for its quality and beautiful silvery colour. The cold and clear water in the north means slow growth and perfect tasting herring.

Herring is a pelagic fish that lives in large shoals and migrates along the coast and out to sea, down to depths of 200 metres. There are two main populations of herring: *Atlantic herring* and *Pacific herring*. They are categorized according to where and when they spawn, their size, their growth and how they migrate.

The Atlantic herring is the largest population and the two breeds are Norwegian spring spawning herring and the North Sea herring. The Norwegian spring spawning herring spawns in February and March, at the bottom of the sea along the coast of Norway. The eggs hatch after about 3 weeks and the larvae drift with the current northwards into the Barents Sea. After 3 - 4 years, the herring leaves the Barents Sea and migrates southward to join the spawning stock. Herring is itself an important prey for cod, saithe, sea birds and whales, and large numbers of killer whales follow the herring during migration.

WILD CATCH

The premium catch period of the North Sea herring is during summer, when the fat content can reach a level as high as 25 %. The fat content of Norwegian spring spawning herring varies throughout the year, but it is at its highest in the autumn. The herring can live up to 25 years. Common equipment used is purse seine, pelagic trawl and net.

PRODUCTS

Herring is sold in the following forms:

- Frozen fillets and flaps
- Whole frozen fish

SIZE

Norwegian herring are graded and sold by size. The most common size categories are: under 200 g, 200-300 g, 250+ g, 300+ g, 350+ g, 400+ g, and 1 kilo.

MAXIMUM SIZE

Up to 40 centimetres and 500 grams.

AREA

Norway's population of Herring is found along the Norwegian coast in the North Sea and in the northeast Atlantic.

DIET

Plankton

OTHER NAMES

- Latin: *Clupea harengus*
- English: *Herring*
- French: *Hareng*
- German: *Hering*

NUTRITION

Herring is especially rich in:

- **Protein** that builds and maintains every cell in the body.
- **Marine omega-3 fatty acids** that prevent and reduce the development of cardiovascular diseases, and are important building blocks in the brain.
- **Vitamin D**, necessary to balance calcium in the body, which maintains and strengthens the bones.
- **Selenium**, an important element in an enzyme that fights harmful chemical processes in the body.

More nutritional data can be found at www.nifes.no/en/prosjekt/seafood-data

Nutritional value in 100 g raw herring winter (edible part)

Energy: 776 kJ/187 kcal

Nutrients:

Protein:	15,2 g
Fat:	14 g
Saturated fatty acids:	2,9 g
Trans fatty acids:	0 g
Monounsaturated fatty acids:	5,9 g
Polyunsaturated fatty acids:	3,3 g
Cholesterol:	68 mg
Carbohydrates, in total:	0 g

Vitamins:

Vitamin A:	6 RAE
Vitamin D:	11,5 µg
Riboflavin:	0,30 mg
Folate:	11 µg
Vitamin B12:	12 µg

Minerals:

Iron:	1 mg
Selenium:	50 µg

Source: Matvaretabellen (<http://www.matvaretabellen.no/fish-and-shellfish-g4/herring-winter-raw-04.032>)

Havforskningsinstituttet (http://www.imr.no/temasider/fisk/sild/norsk_vargytende_sild/nn-no)



Bolinhos with **herring**

This recipe is a Norwegian twist of the classic bolinhos. These are made of herring, potato, garlic and spices, and served with salsa and aioli.

4 SERVINGS | 40-60 MIN | MEDIUM DIFFICULTY

INGREDIENTS

500 g herring fillets
 500 g potatoes
 2 cloves garlic
 2 shallots
 1 egg
 1/2 tsp cinnamon, ground
 1/2 tsp sugar
 10 drops tabasco
 1 tbs potato flour
 butter
 salt and pepper
 breadcrumbs
 corn oil

Salsa

20 g sun-dried tomatoes
 1 clove garlic
 2 shallots
 1/2 red chilli pepper
 1 1/2 dl diced canned tomatoes
 1/2 dl oil
 salt
 sugar

Aioli

4 cloves garlic
 2 dl mayonnaise
 salt and pepper
 lemon juice

PROCEDURE

- Peel potatoes, boil tender in unsalted water and drain well.
- Fry herring in butter, about 2 minutes on each side.
- Grate garlic and finely chop shallots.
- Add potato, herring, garlic, onion, egg, cinnamon, sugar and tabasco in a big bowl and mash all well together.
- Taste with salt and pepper.
- Stir in potato flour until right consistency.
- Make small balls and roll in breadcrumbs.
- Fry the balls golden in oil, remove from the oil and place on paper towels that absorb oil.

Salsa

- Cut sun-dried tomato in thin slices and finely chop garlic, shallot and chili.
- Mix all the ingredients for the salsa together and cooked for about 20 minutes.
- Taste with salt and a little sugar.

Aioli

- Grate garlic and stir into the mayonnaise.
- Taste with salt, pepper and lemon juice.

Serve bolinhos with tomatosalsa and aioli on the side. Sprinkle with fresh herbs if you got.



Prawns

Norwegian Prawns grow up in cold clear water. They have a firm texture and a light, pink colour. Prawns are considered a delicacy and a favorite among consumers. The fresh, sweet and slightly salty taste goes well with a wide range of hot and cold dishes.

There are 3 Norwegian prawn populations: one in the Barents Sea, one in the North Sea and Skagerrak and one in the fjords. Prawns thrive in deep cold waters, but are found nearer the surface at night where they feed on animal plankton. The prawn is hermaphroditic - it starts life as a male and completes life as a female.

The age of the sex change and spawning time are different for the 3 populations. The prawns in the Barents Sea complete the change at the age of 4-7 years and spawn from June-October. In the North Sea and Skagerrak, prawns change sex between 2-6 years of age and spawn in June-November, and the prawns in the Norwegian fjords, finally, go through the change between 1,5 and 2,5 years and spawn in October-November.

The female prawn carries the roe under her abdomen and seeks out shallow waters where the larvae hatch. The larvae then float close to the surface to feed on plankton. Prawns live up to a maximum of 10 years.

WILD CATCH

The premium catch period is in the winter when the prawns carry roe. Prawns are caught with trawl all year around.

PRODUCTS

Prawns are sold as in the following forms:

- Fresh or frozen shell-on prawns
- Cooked and peeled prawns in brine
- Cooked or raw peeled prawns, frozen or in MAP

MAXIMUM SIZE

Prawns in the Barents Sea:

16 cm and 20g

Prawns in the North Sea and Skagerrak:

18 cm

Coastal and fjord prawns:

16 cm and 20g

AREA

Prawns in the Barents Sea:

The entire Barents Sea, most often at a depth of 200-500 metres

Prawns in the North Sea and Skagerrak:

North Atlantic

Coastal and fjord prawns:

In most of the Norwegian fjords and coastal regions, often at a depth of 200-500 metres

DIET

Prawns in the Barents Sea:

Organic matter, carrion, small crustaceans and worms

Prawns in the North Sea and Skagerrak:

Plankton, small benthic, dead plant and animal remains

Coastal and fjord prawns:

Organic matter, carrion, small crustaceans and worms

OTHER NAMES

- Latin: *Pandalus borealis*
- English: *Deepwater prawn*
- French: *Crevette nordique*
- German: *Tiefseegarnele*

NUTRITION

Prawns are especially rich in:

- **Protein** that builds and maintains every cell in the body.
- **Vitamin D**, necessary to balance calcium in the body, which maintains and strengthens the bones.
- **Vitamin B12**, which is important for the body in producing new cells, including red blood cells. Vitamin B12 can help to prevent anaemia.
- **Selenium**, an important element in an enzyme that fights harmful chemical processes in the body.

More nutritional data can be found at www.nifes.no/en/prosjekt/seafood-data

Havforskningsinstituttet (<http://www.imr.no/temasider/skalldyr/reke/nb-no>)



Marinated prawns

4 SERVINGS | 20-40 MIN | EASY

INGREDIENTS

500 g peeled prawns
1 cucumber og
1/2 red bell pepper
3 tbsp fresh dill

Mariande

1 red onion
3 dl water
2 dl lime juice
1 tbsp soy sauce
salt and pepper

To serve

taco sauce
lime

PROCEDURE

- Place the prawns in a bowl.
- Finely chop onion and mix with the other ingredients for the marinade.
- Taste with salt and pepper.
- Pour the marinade over the prawns and let marinade for about 20 minutes.
- Peel cucumber, cut in half along, remove seeds and cut in slices.
- Cut bell pepper in thin strips.
- Mix cucumber, bell pepper and finely chopped dill with the prawns.
- Pour away the marinade and divid the mix in small serving bowls.

Serve with a little taco sauce dripped over and with lime wedges as garnish.



Red King Crab

Red king crab is considered a delicacy and is particularly interesting because of its versatility. It can be used in both hot and cold dishes and the superb, juicy claw meat has a naturally sweet taste.

The red king crab, also called Kamchatka crab, is native to the North Pacific. It was introduced to the Barents Sea by Soviet scientists in the 1960s, and has spread to Norwegian waters since then.

The red king crab is a cold water species found at depths from 5 to 400 metres, depending on the season. As they grow they seek out to deeper waters, however they come out of the depths during the mating season. After hatching, spawning and mating, they return to the bottom of the sea and stay there until next year. They have a life span of around 15 years.

WILD CATCH

The Norwegian red king crab fishery in the Barents Sea started as an experiment as late as in 1994. In 2002, the fishery became commercial. Red king crab is caught year round in special crab pots for up to 100 crabs. As they are caught in limited numbers, the fishermen can handle each king crab individually. The whole process from catch to production is characterised by a high level of care and attention, which gives them a unique quality. The crab is a collective resource that Norway and Russia administer together.

PRODUCTS

Norwegian red king crab is available in the following forms:

- Alive, frozen, raw or cooked as whole crabs (only the innards in the carapace are removed)
- Clusters (3 legs and a claw joined together)
- Single legs and claws

MAXIMUM SIZE

Up to 23 centimetres carapace length and 8 kilos.

AREA

Norway's stock of Red king crab can be found along coastal waters and tributaries in the southern region of the Barents Sea.

DIET

Bottom species, plants.

OTHER NAMES

- Latin: *Parallitodes camtschaticus*
- English: *Red king crab*
- French: *Crabe royal*
- German: *Kamschatka-Krabbe*

NUTRITION

Red king crab is especially rich in:

- **Protein** that builds and maintains every cell in the body.
- **Vitamin B12**, which is important for the body to produce new cells, including red blood cells. Vitamin B12 can contribute to preventing anaemia.
- **Selenium** is an important contributory substance in an enzyme that fights harmful chemical processes in the body.

Source:

Havforskningsinstituttet (<http://www.imr.no/temasider/skalldyr/kongekrabbe/nb-no>)



Red king crab with citronette and cauliflower purée

4 SERVINGS | 45 MIN | MEDIUM DIFFICULTY

INGREDIENTS

2 legs of cooked red king crab

Citronette

2 shallots
2 tbsp rapeseed oil
1 tbsp honey
1 lemon

Cauliflower purée

1 cauliflower
2 dl cream
To serve
1 packet salad
1 handful chervil

PROCEDURE

- Divide the red king crab legs and cut into small pieces.

Citronette

- Finely chop shallot and sauté in rapeseed oil without it getting brown.
- Add honey and taste with lemon juice and lemon zest.

Cauliflower purée

- Cut the cauliflower into small bouquets, and set one fourth to the side.
- Cook the rest of the cauliflower in cream until it's soft, about 20 minutes.
- Mix the cauliflower with the cream to a smooth purée and taste with salt and white pepper.
- Sauté the rest of the cauliflower in rapeseed oil until crispy and golden, about 5 minutes.

Serve the red king crab with citronette and cauliflower purée, and garnish with salad and chervil.



Great Scallop

Great scallop taste like shellfish with a hint of the open sea, making them an irresistible treat. They can be eaten raw, lightly steamed, fried or gratinated. To really impress your guests, serve them in their decorative shells.

Great scallop live on sandy seabeds and in shallow waters as well as in depths of more than 100 metres. Many live at a depth of 10-30 metres, within reach of divers. They can be found from the Oslofjord to Vesterålen, although they are most common in the western parts of the country and Nordland in the north.

The scallop is a hermaphrodite that spawns in the summer. Fertilisation takes place in the open water, where the larvae develop. The larvae then swim freely for a month before they settle on a firm foundation. It takes about 4-5 years for the shells to reach a size of 10-12 centimetres, when they are ready to be harvested.

Norwegian scallop has a fine colour and muscle with good structure and taste. They can live for more than 20 years.

WILD CATCH

In Norway, great scallop are hand-picked and harvested by experienced divers. Kept free of sand and sorted according to size, they are delivered to the receiving facilities the same day in perfect condition. When reaching the receiving facilities they are stored in tanks with a good flow of fresh, cold seawater.

This is a unique process: almost everywhere else, scallop are harvested using trawlers or dredgers.

Harvest takes place all year around but they only carry roe some parts of the year, depending on where in the country they are found. Research is currently carried out on how to develop great scallop as a farmed species. After hatching, they are cultivated in crates in the sea and then set out on the seabed.

PRODUCTS

Great Scallop is sold in the following forms:

- Alive
- Frozen
- As frozen muscles
- Gratinated
- Muscles in a sugar and salt solution

MAXIMUM SIZE

Up to 18 centimetres and 500-600 grams.

AREA

Norway's stock of Great scallop can be found all along the Norwegian coast from the Oslofjord to Vesterålen

DIET

Phytoplankton, bacteria, other micro-organisms and dead organic material.

OTHER NAMES

- Latin: *Pecten maximus*
- English: *Great scallop*
- French: *Coquille St. Jacques*
- German: *Kamm-Muschel*

NUTRITION

Great scallop is especially rich in:

- **Protein** that builds and maintains every cell in the body.
- **Vitamin D**, necessary to balance calcium in the body, which maintains and strengthens the bones.
- **Vitamin B12**, which is important for the body to produce new cells, including red blood cells. Vitamin B12 can contribute to preventing anaemia.
- **Selenium**, an important element in an enzyme that fights harmful chemical processes in the body.

More nutritional data can be found at www.nifes.no/en/prosjekt/seafood-data

Nutritional value in 100 g raw scallop (edible part)

Energy: 345 kJ/81 kcal

Nutrients:

Protein:	17.9 g
Fat:	1.1 g
Saturated fatty acids:	0.2 g
Trans fatty acids:	0 g
Monounsaturated fatty acids:	0 g
Polyunsaturated fatty acids:	0.4 g
Cholesterol:	126 mg
Carbohydrates, in total:	0 g

Vitamins:

Vitamin A:	4 RAE
Vitamin D:	4.2 µg
Riboflavin:	0.09 mg
Folate:	18 µg
Vitamin B12:	4 µg

Minerals:

Iron:	0.6 mg
Selenium:	20 µg

Source: Matvaretabellen (<http://www.matvaretabellen.no/fish-and-shellfish-g4/scallop-raw-04.114>)

Havforskningsinstituttet (<http://www.imr.no/temasider/skjell/kamskjell/nn-no>)



Photo: Kim Holthe

Fried scallops with coriander oil and sweet potato purée

4 SERVINGS | 40-60 MIN | MEDIUM DIFFICULTY

INGREDIENTS

8 scallops
1 tbsp coriander seeds
1/4 tsp salt
1/4 tsp pepper
1 clove garlic
1 red chili
butter
oil

Sweet potato purée

450 g sweet potato
150 g butter
2 cloves garlic
salt and pepper

Coriander oil

1/2 pot coriander
2 1/2 dl sunflower oil

To serve

4 wooden skewers
1 lime

PROCEDURE

- Open and rinse the scallops if you use fresh shells.
- If you use frozen scallops, leave them to defrost in the fridge before use, then drain on paper towel.
- Make square patterns on one side with a sharp knife, to make sure the scallops get fried evenly.
- Fry the coriander seeds in a dry frying pan on high heat to extract flavour, then crush in a mortar.
- Season the scallops with the seeds, salt and pepper.
- Finely chop garlic and chilli. Heat butter and oil in a frying pan until light brown, then add garlic and chilli.
- Fry the scallops for about 30 seconds on each side - no longer as this will give them a rubbery texture. Pour over butter while frying.

Sweet potato purée

- Peel the potatoes and remove the bitter layer under the peel. Cut in chunks and boil in water until tender. Pass the potatoes through a sieve.
- Melt about one-third of the butter in a pot and add finely chopped garlic. Add the potatoes and mash until smooth.
- Add the remaining butter and season with salt and pepper. Keep the purée warm until serving.

Coriander oil

- Put the coriander in a food processor. Slowly add the oil.
- Mix until smooth, for around two minutes. The oil can be stored in a sealed bottle in the fridge for up to three weeks.
- Put two scallops and a slice of lime on each skewer.

Serve the skewers with the coriander oil and sweet potato purée on the side. Garnish with fresh coriander.



Blue Mussel

Blue mussels are found all along the coast of Norway. They are easy to prepare and can be served in many creative ways as a starter, a main course or as an ingredient in different seafood dishes.

Blue mussels are found at a depth of 0 to 10 metres, often forming mussel banks on the shoreline in the intertidal zone (the area above the water at low tide and under the water at high tide). In Norway they are often harvested for recreational use. The season is all year around, but they are at their best in autumn and winter.

Blue mussels usually spawn between April and June, when the water temperature is 8-10 degrees. The fertile eggs become larvae that swim freely for about a month until they attach themselves to stones, boats and mooring lines with strong filaments called byssus. Blue mussels live up to 20 years or longer.

HARVESTING

In blue mussel farming, spawning mussels are collected from wild populations. The mussels are cultivated using suspended long lines in seawater – ropes are suspended in the sea in locations with a good current, and the mussels attach themselves to the ropes as they drift by in the water. This method of cultivation gives several qualitative advantages. As the mussels are suspended freely in seawater, they do not accumulate deposits of sand and mud – neither inside nor outside the shell. The low winter temperatures make the shells robust, enabling them to withstand exposure to cold and ice. They also get a fresh sea aroma and whole shells. Even if the shells open when they are taken from the sea, they will soon close again if you tap or gently squeeze them.

All commercial blue mussels must be approved by the Norwegian Food Safety Authority. The mussels and the water quality are checked thoroughly before they are shipped to market, and they arrive at the packing facility within hours after being taken from the sea. Consequently, you can be confident that Norwegian blue mussels in the shops have the highest quality and are safe for human consumption.

PRODUCTS

Blue mussels are sold in the following forms:

- Packages of 1 kilo.

MAXIMUM SIZE

Up to 10 centimetres in length.

AREA

Norway's stock of Blue mussels can be found all along the coast of Norway, often in belts of vast quantities in the tidal waters or in the fjords.

DIET

Blue mussels live by filtering phytoplankton that float by in the seawater, thereby contributing to cleaner and clearer seawater.

OTHER NAMES

- Latin: *Mytilus edulis*
- English: *Blue mussel*
- French: *Moule commune*
- German: *Miesmuschel, Pfahlmuschel*

NUTRITION

Blue mussels are especially rich in:

- **Protein** that builds and maintains every cell in the body.
- **Vitamin B12**, which is important for the body to produce new cells, including red blood cells. Vitamin B12 can contribute to preventing anaemia.
- **Selenium**, an important element in an enzyme that fights harmful chemical processes in the body.

More nutritional data can be found at www.nifes.no/en/prosjekt/seafood-data

Nutritional value in 100 g raw blue mussels (edible part)

Energy: 229 kJ/54 kcal

Nutrients:

Protein:	10.4 g
Fat:	1.4 g
Saturated fatty acids:	0.3 g
Trans fatty acids:	0 g
Monounsaturated fatty acids:	0.3 g
Polyunsaturated fatty acids:	0.6 g
Cholesterol:	41 mg
Carbohydrates, in total:	0 g

Vitamins:

Vitamin A:	14 RAE
Vitamin D:	0 µg
Riboflavin:	0.27 mg
Folate:	37 µg
Vitamin B12:	25 µg

Minerals:

Iron:	5.8 mg
Selenium:	51 µg

Source: Matvaretabellen

(<http://www.matvaretabellen.no/fish-and-shell-fish-g4/mussel-blue-raw-04.053>) og

Havforskningsinstituttet (<http://www.imr.no/temasider/skjell/blaskjell/nb-no>)

Havforskningsinstituttet (<http://www.imr.no/temasider/skjell/blaskjell/nb-no>)

Havforskningsinstituttet (<http://www.imr.no/temasider/skjell/kamskjell/nn-no>)



Steamed blue mussels with garlic and chili

4 SERVINGS | 20-40 MIN | MEDIUM DIFFICULTY

INGREDIENTS

1 kg blue mussels
 2 shallots
 3 cloves garlic
 1 twig parsley
 1 red chili
 2 tbsp oil
 1/2 lime
 2 dl apple juice

To serve
 bread

PROCEDURE

- Finely chop shallot, garlic and parsley, and cut chili in thin rings.
- Scrub and rinse the mussels.
- Using your fingers or paring knife, remove beards (strings that hang from the mussel shells), and discard.
- Dry shallot, garlic and chili in oil in a casserole until the shallot is soft, not brown.
- Add the blue mussels, put a lid on and let steam for 4 minutes.
- Throw away broken mussels and mussels that have not open after steaming.
- When the shells have opened you add parsley, juice of lime and apple juice and bring everything to a boil.

Serve the blue mussels with bread on the side.

Norwegian Seafood. From the cold, clear waters of Norway

The Norwegian Seafood Council is the Norwegian seafood industry's organisation for joint market development.

The Norwegian Seafood Council works together with the Norwegian fisheries and aquaculture industry to develop markets for Norwegian seafood through market insights, market development and reputational risk management. The Seafood Council has its head office in Tromsø and representatives in twelve of Norway's most important seafood markets. The Norwegian seafood industry finances the activities of the council through fees levied on all exports of Norwegian seafood. The Norwegian Seafood Council is a public company owned by the Ministry of Trade, Industry and Fisheries.

Norwegian Seafood Council
Stortorget 1
9291 Tromsø
Norway

Phone: +47 77 60 33 33
E-mail: mail@seafood.no

